

PoolCop

Evolution



CATALOGUE 2025
SPARE PARTS

PoolCOP Evolution



POOLCOP EVOLUTION - Exploded views

Click on the images to open the PDF

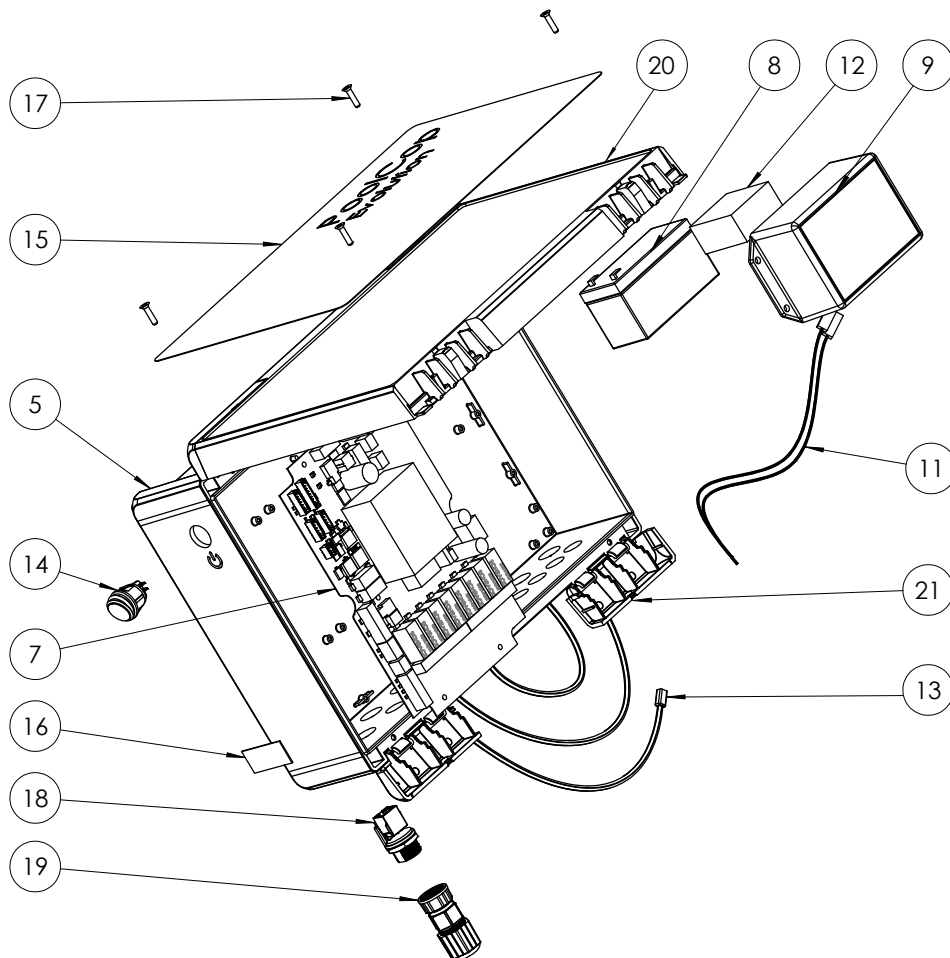


DIAGRAM 1 - Control Connection Unit

POOLCOP EVOLUTION - Exploded views

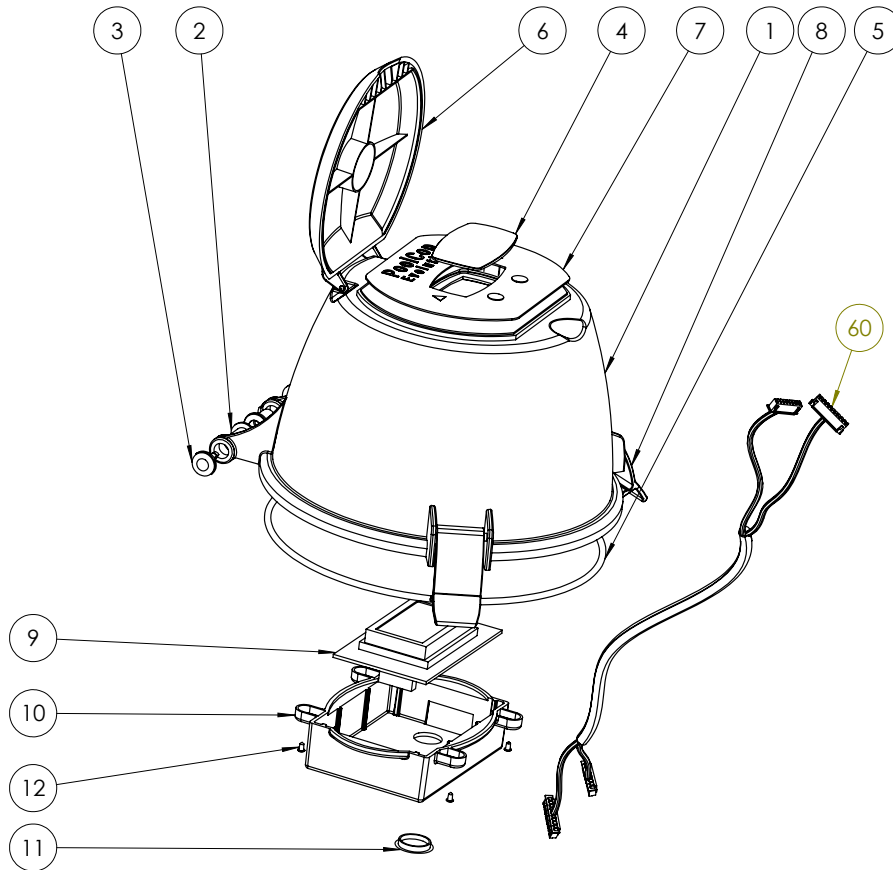


DIAGRAM 2 - VDU Upper Part

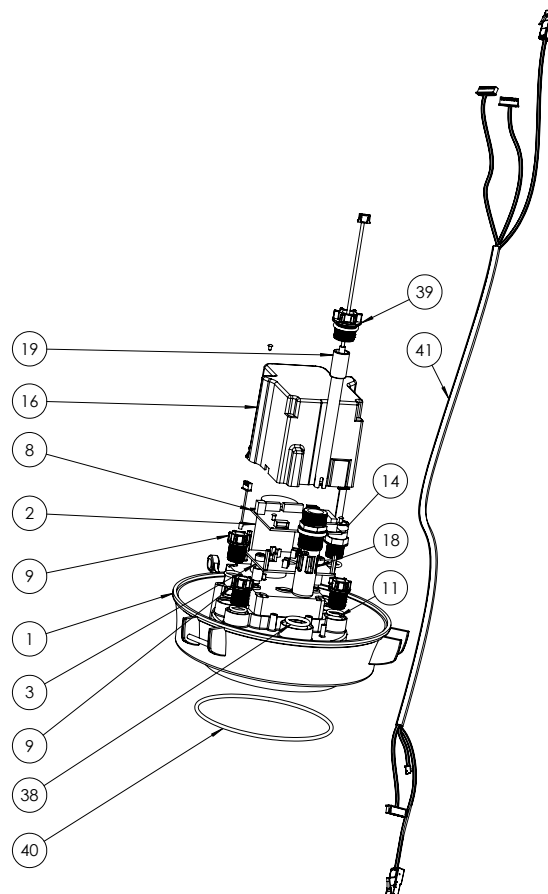


DIAGRAM 3 - VDU Lower Part

POOLCOP EVOLUTION - Exploded views

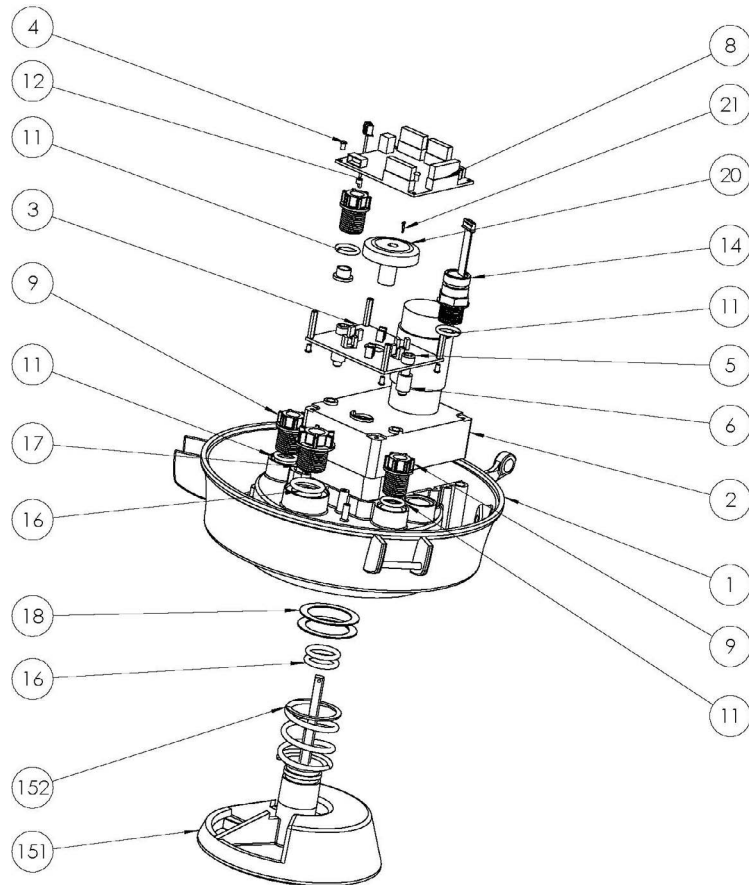


DIAGRAM 4 - VDU Lower Part 1.5"

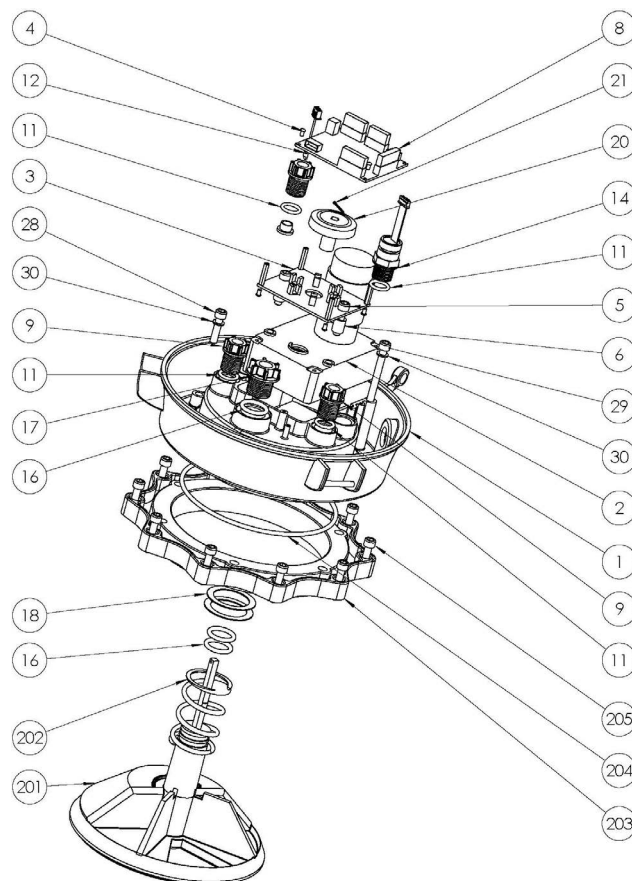


DIAGRAM 5 - VDU Lower Part 2.0"

POOLCOP EVOLUTION - Exploded views

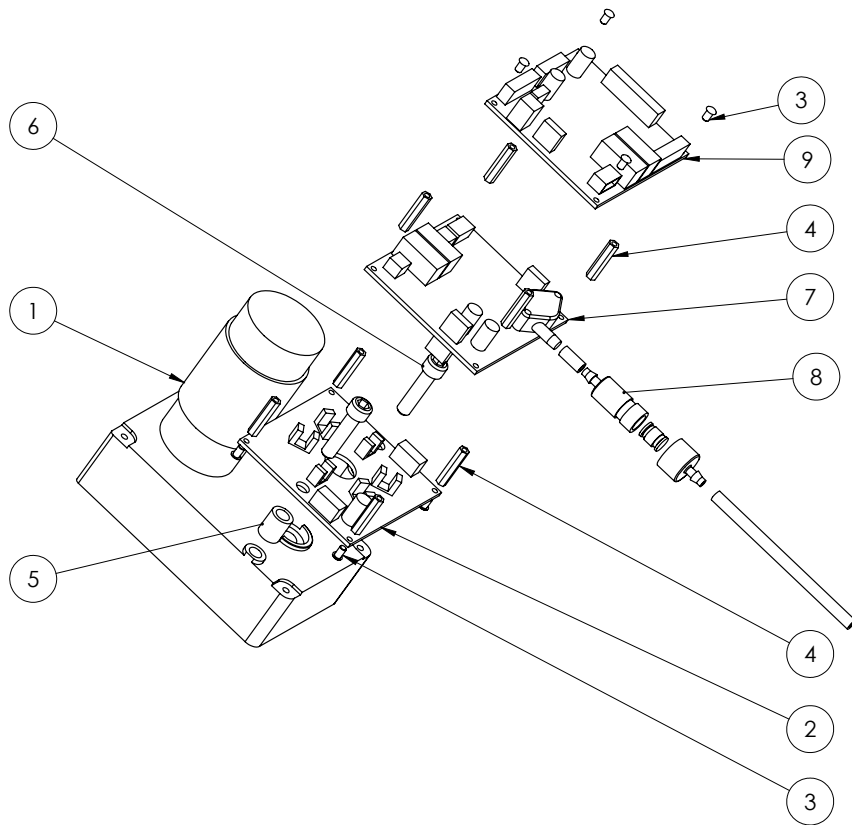


DIAGRAM 6 - VDU Mezzanine Version 3

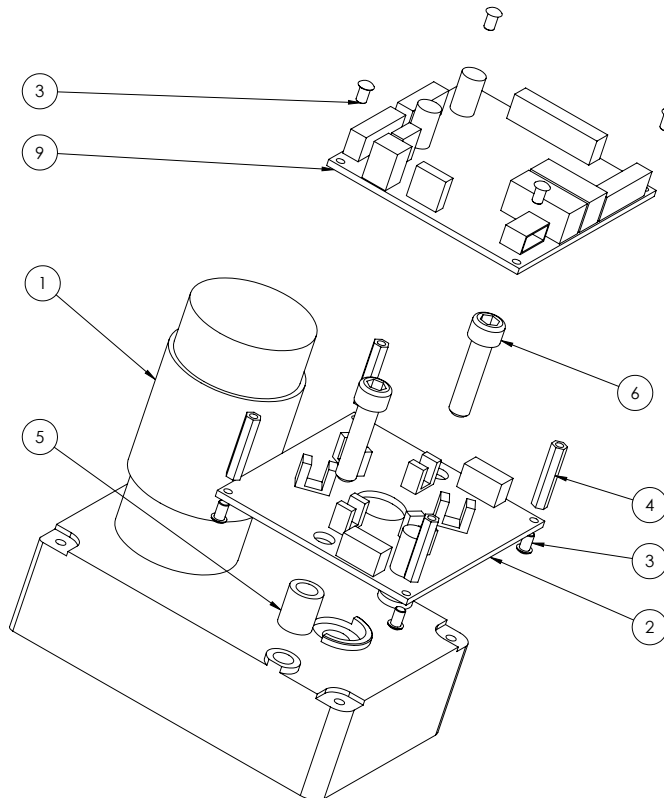


DIAGRAM 7 - VDU Mezzanine Version 2

POOLCOP EVOLUTION - Exploded views

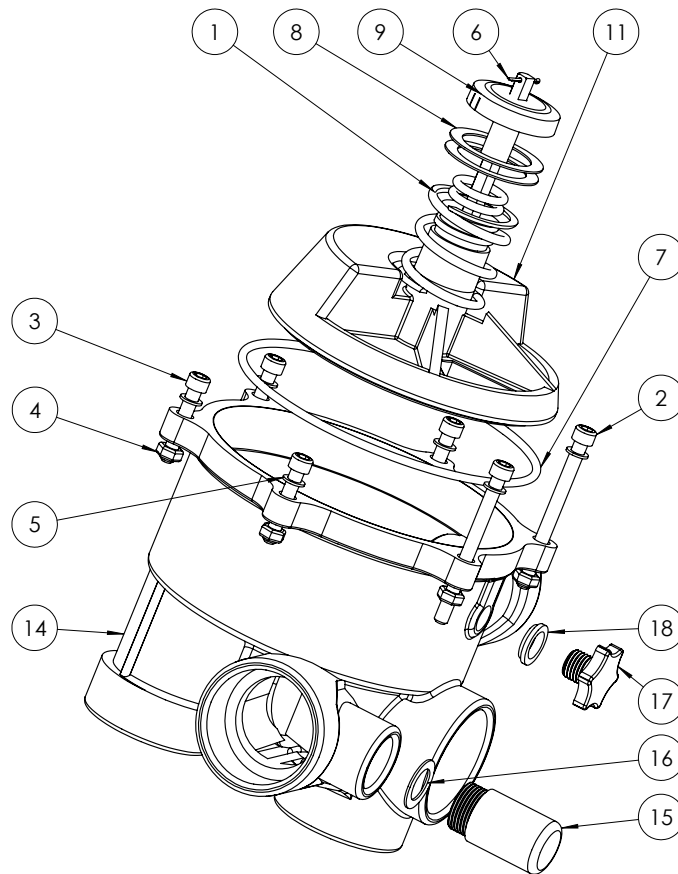


DIAGRAM 8 - Valve 1.5"

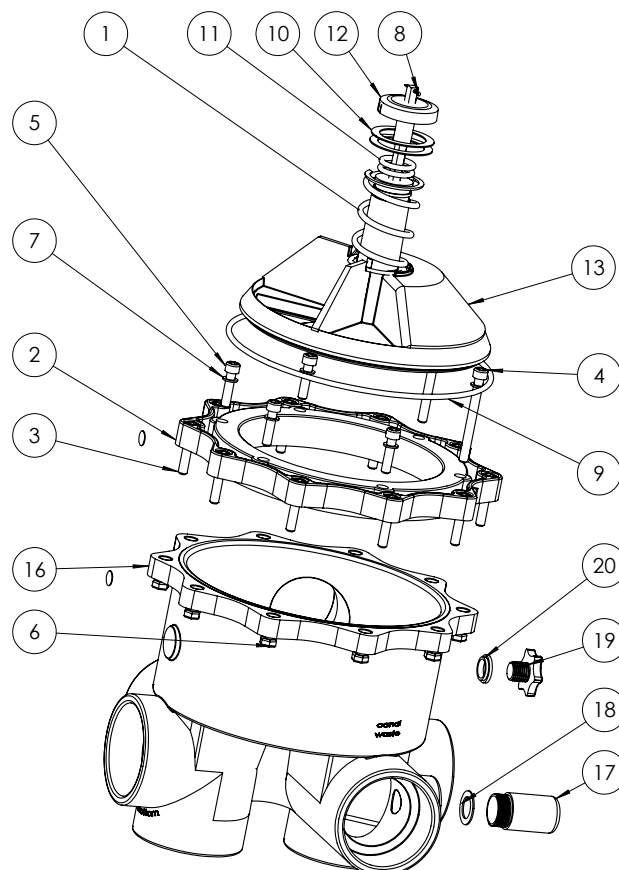










































DIAGRAM 9 - Valve 2.0"







Code	Designation	Part Image	Diag - Ref.
Maintenance & Consumables			
PC1207	Diffuser Replacement Kit 1.5"		DIAG 8: 6, 7, 8, 9, 11, 19
PC1208	Diffuser Replacement Kit 2.0"		DIAG 9: 8, 9, 10, 11, 12, 13
AC5230	Silicone Grease Tube		-
CO2202	Battery 12V VRLA FR		DIAG 1: 8
PC1211	Manual Reversion Valve 1.5" SG		-
PC1212	Manual Reversion Valve 2.0" SG		-
FUS002	Spare Fuses 160mA for CCU & DCCU 230Va.c. (10pcs)		
FUS004	Spare Fuses 125mA for 230Va.c. PSU & CCU (before 2021) (10pcs)		-
FUS005	Spare Fuses 2A for 12V Battery (10pcs)		
FUS006	Spare Fuses 5A Slow Blow for CCU & DCCU (10pcs)		-
AC5219	PVC Gel Aqua Glue		-
BO1215	Valve Housing Kit 1.5"		DIAG 8: 14, 15, 16, 17, 18
BO1220	Valve Housing Kit 2.0"		DIAG 9: 16, 17, 18, 19, 20
CF2000.01	2.0" Adapter		DIAG 9: 2
JT1001	O-Ring Kit (for sensor and plugs)		DIAG 3: 11, 38, 40
JT0005	O-Ring VDU Cover		DIAG 2: 5
JT0001	O-Ring VDU Base		DIAG 8: 7
JT0003	O-Ring Adapter 2.0"		-
AC5220	Screws & Bolts Kit 1.5"		-
AC5221	Screws & Bolts Kit 2.0"		-

Code	Designation	Part Image	Diag - Ref.
AC5222	Pack of 10 pH+ORP Sensor Cleaning Tools		-
SO4917	pH+ORP Sensor Wetting Bottle		-
AC5216	Allen Key 5mm Spherical Head		-
AC5266	Packaging Kit PoolCop Evolution 1.5"		-
AC5265	Packaging Kit PoolCop Evolution 2.0"		-
Parts : PoolCop Evolution -			
UF-VDU15-D2	VDU PoolCop Evolution 1.5" (UF version) without valve housing		-
UF-VDU20-D2	VDU PoolCop Evolution 2.0" (UF version) without valve housing		-
CF1210.29	Datalink Cable VDU		-
CF1221-D2	VDU Cover with Keypad Evolution EU		DIAG 2: 1, 2, 3, 4, 5, 6, 7, 8
UF1220.99-C	Replacement PCB Micro Kit PoolCop Evolution (UF version)		DIAG 2: 8, 9, 10, 11, 12
UF1300-C	PoolCop Evolution Upgrade to UF		-
CF1218	PCB Connection Kit SE Data		DIAG 7: 3, 9
CF1215.99	Replacement PCB Pickup Kit		DIAG 7: 2, 3, 4
CF1224	Pressure Sensor Kit, cable 0.2m		DIAG 5: 11, 14
CF1210.19	Water Temperature Sensor Kit, cable 0.2m		DIAG 4: 11, 12
EV3200	PoolCop Evolution Pressure Sensor Upgrade Kit		DIAG 3: 1, 3, 8, 9, 11, 14, 16, 38, 40
CF1220.23	Connection Cable PoolCop Evolution		DIAG 2: 60
CF1210.16	Positioning Disk Black		DIAG 8: 9
CF1210.02	Electronics cover		DIAG 3: 16
CF1210.03	Motor Unit		DIAG 7: 1

Code	Designation	Part Image	Diag - Ref.
CF1210.31	Base VDU		DIAG 3: 1
CF1221.02-C	Main Unit Display Lid CRYSTAL		DIAG 2: 6
CF1221.90-D2	VDU Accessories Kit - EVO		DIAG 2: 2, 3, 8
AC5223	Blanking Plugs Kit for VDU or Flow Cell		DIAG 5: 9, 11, 16, 17
CF1212	pH+ORP Sensor Housing Kit		DIAG 3: 18, 38
CF1213	Fastening Kit for pH+ORP Sensor		-
UF1100-D2	Control Connection Unit CCU (UF version)		DIAG 1: All
CF1145-D	Faceplate for Evolution CCU		DIAG 1: 15, 20
UF1140.99	CCU / DCCU Enclosure Base		DIAG 1: 5
CF1151	PCB Power Supply Kit PCB103 (including fuses) EU		DIAG 1: 7
CN1042	Pluggable Terminal Blocks Kit CCU & DCCU		-
CF1100.23	Air Temperature Sensor, cable 4.5m		-
CF1140.98	Panel Mount Socket Kit RJ45 IP68		DIAG 1: 18, 19
CF1114	Switch CCU & DCCU		DIAG 1: 14
CF1100.04	Battery Cables (one pair)		DIAG 1: 11
AC5500	Junction Blocks Kit		-

Parts : PoolCop Legacy, PoolCop ≤2017 & PoolCop Evolution ≤2020
Please contact us directly

Code	Designation	Part Image	Diag - Ref.
NI2010	Waterline Level Sensor, cable 20m		-
NI4010	Buffer Tank Level Sensor (1 piece)		-
NI2020	Refill Valve 24Va.c. 3/4"		-
OC0060.01	PoolCop Ocean 60 - Power Pack		-
OC0061	PoolCop Ocean 60 Cell		-
OC0120.01	PoolCop Ocean 120 - Power Pack		-
OC0121	PoolCop Ocean 120 Cell		-
OC0200.01	PoolCop Ocean 200 - Power Pack		-
OC0201	PoolCop Ocean 200 Cell		-
PD2006	Roter, Cover & Santoprene Tube Kit		-
PD2004	Suction Tube PVC Cristal 4/6mm (per metre)		-
PD2005	Injection Tube PE 4/6mm (per metre)		-
PD2002	Foot Filter		-
PD2003	Non Return Injection Valve		-
AC6800.01	PCB Module XM8		-
AC6800.22	Cable Module XM8		-
CN1043	Pluggable Terminal Blocks Kit XM8		-
VN1000.04	Coil for Waste Valve 24Va.c.		-
PI4010	Cellular Router EU (spare part)		-
CN1063	RJ45 Cable 1m for router		-

Code	Designation	Part Image	Diag - Ref.
AC5325	Free Available Chlorine Sensor (maintenance kit included)		-
AC5330	Cable 5m for Free Available Chlorine Sensor		-
AC1003	PoolCop Modbus Adapter		-
AC5340	Free Available Chlorine Sensor Maintenance Kit		-
AC5350	Free Available Chlorine Sensor Electrolyte Gel 50ml		-
AC5360	Free Available Chlorine Sensor Prefilter Replacement Cartridge		-

CATALOGUE NOTES

Images in this catalogue show typical products, actual components may vary; images are non-contractual. We have a permanent research and development program, and consequently we reserve the right to make changes and improvements to any of the products described in this catalogue, without prior notification. Any mention in this catalogue of the "swimming pool owner" refers to the owner of the product(s). The owner may designate a representative to act on his behalf but remains responsible for the decisions and actions of this representative

All prices are recommended public price EXW excluding VAT in EUR (PPHT€)

GENERAL INFORMATION


DELIVERY CONDITIONS AND CHARGES

These are standard conditions for retail purchases. For distributors, refer to your conditions.

Prices do not include delivery charges, which are invoiced separately as follows:

- For all orders within the European Union exceeding a value of 750 € (excluding value added tax), delivery is included free of charge.
- For all orders within European Union with a net value below 750 € (excluding value added tax), the actual delivery cost applies.
- For delivery outside of European Union and/or express deliveries, the fees will be indicated on the quote.

GENERAL TERMS AND CONDITIONS OF SALE




poolcop.com/general-conditions-of-sale/

ECO-PARTICIPATION, WEEE

Certain products are subject to "Eco-participation" in France, which contributes to the financing of the collection and the recycling of former equivalent products (directive 2006/96/CE). Our partner for the collection and recycling of eligible products is Eco-systèmes.

Following decree No. 2009-1139 dated 22 September 2009, with regards to placing dry cell batteries and storage batteries on the market, as well as the elimination of used dry cell batteries and storage batteries, PCFR has partnered with an organization dedicated to the recycling of dry cell batteries and portable storage batteries. Our partner is SCRELEC Environnement.





www.poolcop.com

contact@poolcop.com - +33 (4) 90 09 54 26

PCFR PoolCop

PCFR PoolCop
130 Boulevard du Nord
84160 CUCURON, France